

FOUNDATION: Final revision: Exam Skills and Revision of all 5 themes

	Revision Focus : Foundation
Week 1 W/c 9 th April 5 sessions	Revision Focus: speaking preparation <ol style="list-style-type: none">1. Revise role play phrases from the working memory grid (slide 13)2. Revise photo description structures from the working memory grid and chattymat on (slides 16 and 17)3. Learn your chosen topic for the general conversation4. Put the topics of 'holidays' and 'school' on to revision cards5. Practise 'holidays' and 'school' conversation topics
Week 2 w/c 15 th April 5 sessions	Revision Focus: speaking preparation <ol style="list-style-type: none">1. Revise role play phrases using working memory grid and work on example tasks from your role play booklet (slide 13)2. Revise photo description structures from the working memory grid and work on example tasks from your booklet.3. Practise your chosen topic for general conversation4. Put the topics of 'identity and culture' and 'work' on to revision cards5. Practise 'identity and culture' and 'work' conversation topics
Week 3 w/c 22 nd April	Revision Focus: speaking preparation <ol style="list-style-type: none">1. Use the Asking questions slide (slide 15) to practise roleplay questions. Look at the roleplay prompts and cover the other columns. Try to create your own questions. Check with the examples on the sheet.2. Time yourself preparing a roleplay task from your booklet (4 minutes)3. Time yourself preparing a photo task from your booklet (8 minutes)4. Practise all themes conversation topics
Week 4 w/c 30 th April	Revision Focus: speaking preparation <ol style="list-style-type: none">1. Time yourself preparing a roleplay task from your booklet (4 minutes)2. Time yourself preparing a photo task from your booklet (8 minutes)3. Practise all themes conversation topics <p>SPEAKING EXAM 3-6 MAY</p>

<p>Week 5 w/c 7th May</p>	<p>Revision focus: Self and Identity, Local Area and Holidays</p> <p>1. Learn the present tense verbs from the writing mat (slide 4)</p> <p>You can use Memrise to practise these: Go into your class group.</p> <p>Find the course "PCC Writing exam Practice Spanish". Click on this title to give you a screen showing all of the levels. PCC writing exam practice Spanish - by Mrs.Jaye – Memrise. Choose the section called 'Writing in the present tense' and work through this section.</p> <p>2. Go to Memrise to practise vocabulary for Themes 1 and 2 (slides 10 and 11 give you instructions for finding these)</p> <p>3. Go to TEAMS to access practice reading materials on Self and Identity and Local Area and Holidays (split your time equally between the topics)</p>
<p>Week 6 w/c 14th May</p>	<p>Revision focus: School , Work and Global Dimension</p> <p>1. Learn the Past tense verbs from the writing mat (slide 4)</p> <p>You can use Memrise to practise these: Go into your class group.</p> <p>Find the course "PCC Writing exam Practice Spanish". Click on this title to give you a screen showing all of the levels. PCC writing exam practice Spanish - by Mrs.Jaye – Memrise. Choose the section called 'Writing in the past tense' and work through this section.</p> <p>Memrise.</p> <p>2. Go to Memrise to practise vocabulary for Themes 3, 4 and 5 (slides 12, 13 and 14 give you instructions for finding these)</p> <p>3. Go to TEAMS to access practice reading materials on School, Work, and Global Dimension (split your time equally between the topics)</p>
<p>Week 7 w/c 21st May</p>	<p>Revision focus: All topics</p> <p>1. Learn the Future tense verbs from the writing mat (slide 4)</p> <p>You can use Memrise to practise these: Go into your class group.</p> <p>Find the course "PCC Writing exam Practice Spanish". Click on this title to give you a screen showing all of the levels. PCC writing exam practice Spanish - by Mrs.Jaye – Memrise. Choose the section called 'Writing in the future tense' and work through this section.</p> <p>2. Revise the listening and reading key structures on slide 9</p> <p>3. Go to TEAMS to access practice reading materials across all topics.</p> <p>READING AND LISTENING EXAMS 26TH MAY</p>

<p>Week 8 w/c 28th May</p>	<ol style="list-style-type: none"> 1. Practice core vocabulary and structures on Memrise - PCC writing exam practice Spanish - by Mrs.Jaye – Memrise. 2. Go to TEAMS and complete the Theme 1 : Practice paper
<p>Week 9 w/c 4th June</p>	<ol style="list-style-type: none"> 1. Practice core vocabulary and structures on Memrise: PCC writing exam practice Spanish - by Mrs.Jaye – Memrise. 2. Go to TEAMS and complete the Theme 2 Revision : Practice Paper
<p>Week 10 w/c 11th June</p>	<ol style="list-style-type: none"> 1. Practice core vocabulary and structures on Memrise: PCC writing exam practice Spanish - by Mrs.Jaye – Memrise. 2. Go to TEAMS and complete the Theme 3 and 4 revision: Practice paper

Question 1: Writing about a photo

En la foto hay	In the photo, there is
Es una foto de	It is a photo of
En mi opinión, la foto es	In my opinion the photo is
Un chico	A boy
Una chica	A girl
un hombre	A man
Una mujer	A woman
Están jugando	They are playing
Están hablando	They are talking
Están comiendo	They are eating
Están viendo	They are watching
Están haciendo	They are doing
Son	They are
tienen	They have

Writing in the present tense

Me llamo	I am called
Tengo	I have
soy	I am
Juego	I play
Veo	I watch
Hay	there is
No hay	there is not
Se puede	you can
No se puede	you can't
Hago	I do
voy	I go
Deberías	you should
Debes	you must
quiero	I want

Writing in the past tense

Jugué	I played
Jugamos	We played
Comí	I ate
Comimos	We ate
Vi	I watched
Compré	I bought
Visité	I visited
No visité	I didn't visit
Fui	I went
Fue	It was
No fue	It wasn't
Lo encontré	I found it
Había	There was/were
No había	There wasn't/weren't

Writing in the future tense

Voy a ir	I am going to go
Quisiera	I would like
Vamos a ir	We are going to go
Vamos a hacer	We are going to do
Voy a hacer	I am going to do
Voy a ver	I'm going to watch
Voy a comer	I'm going to eat
Iré	I will go
Comeré	I will eat
Haré	I will do
Será	It will be
sería	It would be
Habrà	there will be
Habría	There would be

Opinions

Me gusta	I like
Me encanta	I love
Me gusta mucho	I really like
Me gusta bastante	I quite like
No me gusta	I don't like
Odio	I hate
No aguanto	I can't stand
Lo que más me gusta es..	What I like most is
Pienso que	I think that
En mi opinión	In my opinion
es	It is
No es	It isn't

Connectives

y	and
pero	but
o	or
Así que	So that
porque	because
también	also
Sin	however
embargo	
En general	In general
Por lo tanto	therefore
con	with
para	for
como	such as

Expressions of frequency

Por la mañana	in the morning
Por la tarde	in the afternoon
Por la noche	in the evening
A veces	sometimes
A menudo	often
Todos los días	every day
Cada año	every year
Todo el tiempo	all the time
de vez en cuando	from time to time
Una vez por semana	once a week
raramente	Rarely
nunca	never

Time phrases

El fin de semana pasado	Last weekend
El año pasado	Last year
ayer	Yesterday
Hace dos años	Two years ago
En el pasado	In the past
Hoy	Today
Normalmente	Normally
Ahora	Now
Mañana	Tomorrow
El fin de semana próximo	Next weekend
El año próximo	Next year
En el futuro	In the future

Sequencing words

primero	firstly
luego	next
entonces	then
después	after
Finalmente	finally
Por fin	finally

Intensifiers

muy	very
bastante	quite
demasiado	too
Muy muy	really
un poco	a bit

Positive Adjectives: interesante / genial / divertido / gracioso / fantástico / importante / útil / fácil / relajante / pasionante / fascinante / sano / increíble

Negative Adjectives: malo / aburrido / difícil / asco / molesto / atroz / antipático / terrible / duro / sévero / insalubre / serio/

Tense recognition

Verb +aste = past tense
verb +iste = past tense
verb + astéis = past tense
Verb +istéis/ estéis = past tense

verb + as = present tense
verb + áis = present tense

vas a + verb = future tense
Váis a + verb = future tense

Giving a wider opinion

Algunos piensan que	Some people think that
La mayoría de jóvenes piensan que	Most young people think that
Algunos dicen que	Some people say that
Es importante	It is important to
A mí	As far as I'm concerned
Según los jóvenes	According to young people
Pienso que	I think that
En mi opinión	In my opinion
Creo que	I believe that
Deberías/ debes	You should / you must
Debemos	We must
De un lado/ del otro lado	On one hand / on the other hand

Understanding the questions

Escribe una descripción	Write a description
Expresa tu opinión	Express your opinion
Escribe a	You are writing to
La información siguiente	The following information
Tiene que escribir en frases enteras	You must write in full sentences
Escribe una respuesta a	Write a reply to
Tiene que hacer los puntos siguientes	You must cover the following points
Porqué la gente tiene que	Why people have to
Porqué los jóvenes tienen que	Why young people should/have to
Justifica vuestros opiniones	Justify (give reasons for) your opinions
Tiene que escribir la información siguiente	You must write the following information
Escribe alrededor de 80-90 palabras	Write around 80-90 words

Use key verbs in the present tense

Learn Core Structures

Learn the present tense verbs from the writing mat. This is on slide 3.

Memrise

Go in to your class group.

E-mail your teacher if you have any problems logging in.

Find the course “PCC Writing Exam Practice Spanish”. Click on this title to give you a screen showing all of the levels.

Choose the section called Present tense verbs and work through this section in full.

Use key verbs in the past tense

Learn Core Structures

Learn the past tense verbs from the writing mat. This is on slide 3.

Memrise

Go in to your class group.

E-mail your teacher if you have any problems logging in.

Find the course “PCC Writing Exam Practice Spanish”. Click on this title to give you a screen showing all of the levels.

Choose the section called Past tense verbs and work through this section in full.

Task 3

Use key verbs in the future tense

Learn Core Structures

Learn the future tense verbs from the writing mat. This is on slide 3.

Memrise

Go in to your class group.

E-mail your teacher if you have any problems logging in.

Find the course “PCC Writing Exam Practice Spanish”. Click on this title to give you a screen showing all of the levels.

Choose the section called Future tense verbs and work through this section in full.

Understand core structures for the listening and reading exam

Learn Core Structures

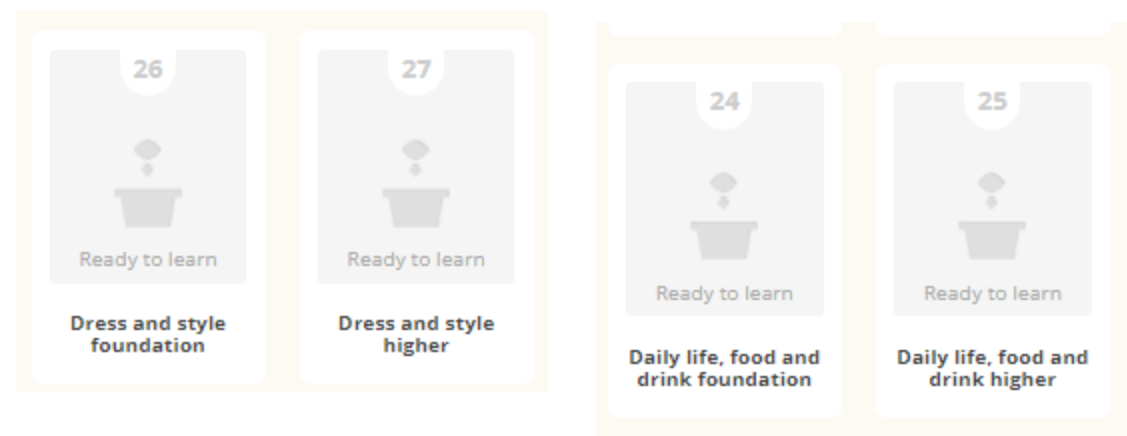
Learn the structures on the next slide.

These are words commonly found in the listening and reading papers

Listening and reading: Key structures

SPANISH	ENGLISH		FRENCH	ENGLISH
pero	but		no.....nunca	never
Sin embargo	however		no.....nadie	no one
Ahora	now		Solamente	only
Excepto	except		Tampoco	neither
Sin	without		No....ni....ni	Neither nor
más	more		Suelo	I often
Menos	less		No....nada	nothing
Desgraciadamente	unfortunately		Solo	alone
Antes	before		Jóven	young person
Después	after		Gente	people
Poco	little/few		Pasado	last
Bastante	quite/enough		Próximo	next
Lo mismo	same		Mejor	better/best
si	if		peor	worse/worst

Review core vocabulary for Theme 1: Self and Family, Free time and Daily Life



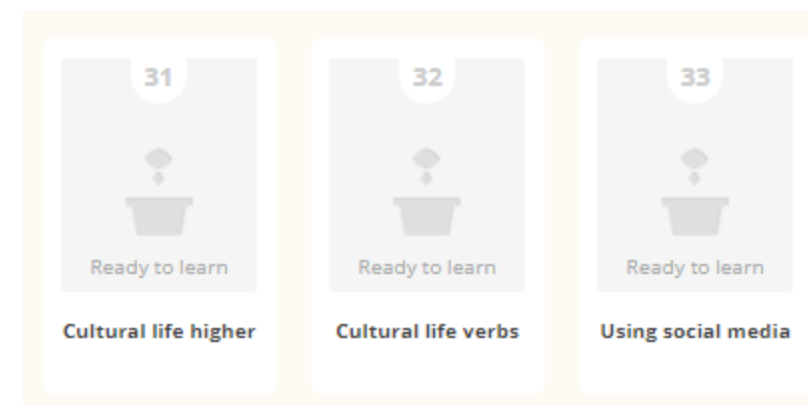
Memrise

Go in to your class group.

E-mail your teacher if you have any problems logging in.

Find the course “[MCA Edexcel Spanish GCSE 1-9 - by MrB Karasz92 - Memrise](#)”. Click on this title to give you a screen showing all of the levels.

Work through the following levels (if you are studying Foundation complete the first list, if you are doing a higher paper try both levels)



Review core vocabulary for Theme 2: Local Area and Holidays

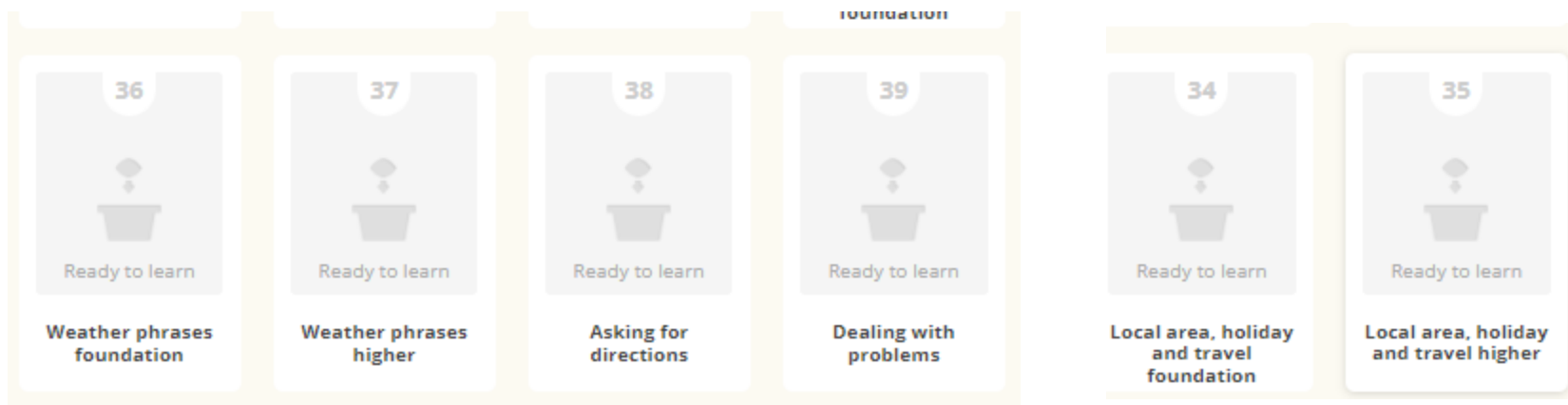
Memrise

Go in to your class group.

E-mail your teacher if you have any problems logging in.

Find the course “[MCA Edexcel Spanish GCSE 1-9 - by MrB Karasz92 - Memrise](#)”. Click on this title to give you a screen showing all of the levels.

Work through the following levels (if you are studying Foundation complete the first list, if you are doing a higher paper try both)



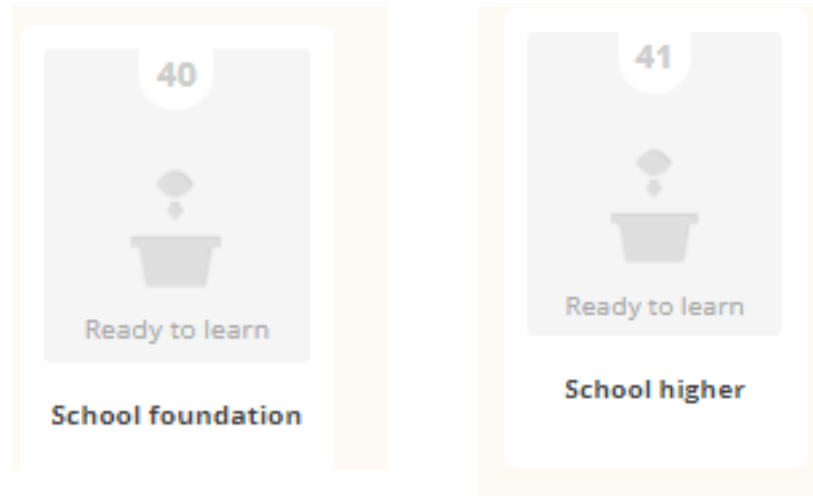
Review core vocabulary for Theme 3: School

Go in to your class group.

E-mail your teacher if you have any problems logging in.

Find the course “[MCA Edexcel Spanish GCSE 1-9 - by MrB Karasz92 - Memrise](#)”. Click on this title to give you a screen showing all of the levels.

Work through the following levels (if you are studying Foundation complete the first list, if you are doing a higher paper try both)



Reading and translation practice

Work through the tasks in the attached document called “Theme 3 School”

There is a choice of foundation, foundation/higher and higher for each topic.

All of the answers are at the end of the booklet so you can mark your own work.

Review core vocabulary for Theme 4: Work

Memrise

Go in to your class group.

E-mail your teacher if you have any problems logging in.

Find the course “[MCA Edexcel Spanish GCSE 1-9 - by MrB Karasz92 - Memrise](#)”. Click on this title to give you a screen showing all of the levels.

Work through the following levels (if you are studying Foundation complete the first list, if you are doing a higher paper try both)



Reading and translation practice

Work through the tasks in the attached document called “Theme 4 Work”

There is a choice of foundation, foundation/higher and higher for each topic.

All of the answers are at the end of the booklet so you can mark your own work.

Review core vocabulary for Theme 5: Global dimension

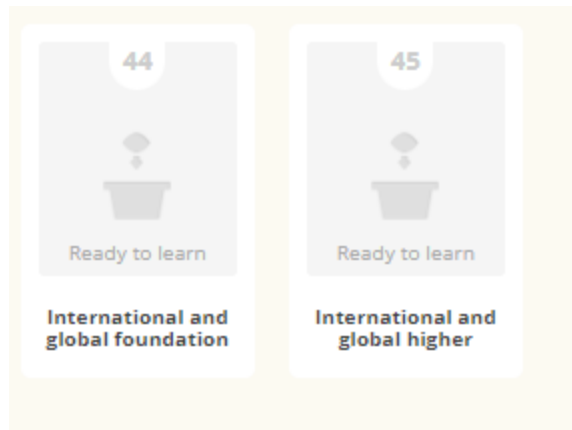
Memrise

Go in to your class group.

E-mail your teacher if you have any problems logging in.

Find the course “[MCA Edexcel Spanish GCSE 1-9 - by MrB Karasz92 - Memrise](#)”. Click on this title to give you a screen showing all of the levels.

Work through the following levels (if you are studying Foundation complete the first list, if you are doing a higher paper try both)



Roleplay – working memory

<u>What is...?</u> ¿Qué es...?	<u>Do you like... ?</u> ¿Te gusta...?	<u>Is/are there?</u> ¿Hay...?	<u>Do you have (polite)...?</u> ¿Tiene...?	<u>Do you have..(fam)...?</u> ¿Tienes...?
<u>Can I..?</u> ¿puedo...?	<u>Can you (one)...?</u> ¿Se puede...?	<u>What does (it) cost?</u> ¿Cuánto cuesta..?	<u>Do I have to...?</u> ¿Tengo que...?	<u>When does...start?</u> ¿A qué hora empieza(n).....?
<u>When does...open?</u> ¿A qué hora abre(n)...?	<u>I would like...</u> Quisiera....	<u>Can you recommend me?</u> ¿me puede recomendar... ?	<u>Where can I...?</u> ¿Dónde puedo...?.	<u>When is ...?</u> ¿Cuándo es?
<u>Where is...?</u> ¿Dónde está...?	<u>Can we....?</u> ¿Podemos...?	<u>Do we have to....?</u> ¿Tenemos que...?	<u>How much are....?</u> ¿Cuánto cuestan ...?	<u>How do I get to...?</u> ¿Por donde se va.....?
<u>Where are...?</u> ¿Dónde están...?	<u>Can I have...? (food)</u> ¿Puedo tomar...?	<u>What do you (fa,)) have...?</u> ¿Qué tienes...?	<u>Where can you buy...?</u> ¿Dónde se puede comprar..?	<u>What are we doing....?</u> ¿Qué hacemos....?

Revision tick-list:

- ✓ Numbers
- ✓ Days / months / dates
- ✓ Colours
- ✓ Time
- ✓ Clothes
- ✓ Food / drink
- ✓ Activities / sports
- ✓ Personal qualities eg. polite / hard-working
- ✓ **Tenses** (present, past and future tenses mainly)
- ✓ Jobs
- ✓ Objects (that you might find in a hotel / lost property.)
- ✓ Restaurant / tourist office / hotel vocabulary
- ✓ School subjects / extra-curricular activities
- ✓ Countries / places in town

Remember! Most of the time, it will be **YOU** picking the vocabulary. So make sure that when you say a time / object / date etc...

a.) you know how to pronounce it correctly

b.) you can say it accurately


Eg. rather than saying 9:25am, just say 9:00!



Common question words

¿Dónde?	Where?
¿Cuál?	Which?/What?
¿Cuánto(s)/a(s)?	How many?
¿Quién?	Who?
¿Cuándo?	When?
¿Cómo?	How?
¿Qué?	What?
¿Con quién?	With who?

How to tackle the role play



Remember to ...

- ✓ keep your answers simple and concise – you won't get extra points for complex answers!
- ✓ focus on the **accuracy** of what you say.
- ✓ be sure to read all the information given on the task card.
- ✓ remind yourself there is no one correct answer.

Useful infinitive constructions	English
¿Es posible ...?	It is possible to...?
¿Es necesario ...?	Is it necessary to...?
¿Tiene(s) que ...?	Do you have to...?
¿Te gustaría...?	Would you like to...?
¿Quieres...?	Do you want to...?
¿Se puede...?	Can you / can one...?
¿Puedo...?	Can I...?
¿Hay que...?	Do you have to...?
¿Sueles...?	Do you tend to...?
¿Solías...?	Did you used to...?
¿Va(s) a...?	Are you going to...?
¿Tienes ganas de...?	Do you fancy...?
¿Cuándo podría...?	When would I be able to?



ALL of these question starter sentences can be followed by an **infinitive**. So if you are unsure how to form your question, or get a tricky prompt in your exam using one of these might be your best chance of scoring some points.

Examples:

¿Es posible probar estos pantalones? = It is possible to try on these trousers?
¿Puedo reservar una habitación doble? = Can I reserve a double room?
¿Te gustaría ir al concierto conmigo? = Would you like to go to the concert with me?

Register: Formal (tú) vs. Informal (usted)

You will be instructed to refer to your teacher / examiner using either **tú** (**informal** – typically used for friends, family members or to someone the same age) or **usted** (**formal** - used when you are talking to teachers, bosses, strangers, basically anyone that you would show respect to.)

The form of "you" that you use will change your verb endings. **Usted** takes the same conjugation as **él** (he) and **ella** (she) (3rd person sing).

Here are some examples to show you the difference:

Tú (informal)	Usted (formal)	English
¿Cómo estás?	¿Cómo está?	How are you?
Tienes que bailar	Tiene que bailar	You have to dance
Comes la fruta	Come la fruta	You eat fruit
Hablas español	Habla español	You speak Spanish
¿Te gusta la pizza?	¿Le gusta la pizza?	Do you like pizza?

Asking questions



Asking for details of times/timetables:		
Prompt on RP card	Way to start answer	English
? Hora Examples: ? Hora (empezar) ? Hora (terminar) ? Hora (abrir) ? Hora (cerrar) ? Autobús - hora (salir / llegar)	¿A qué hora...? ¿Cuándo...? ¿A qué hora empieza(n)...? ¿A qué hora termina(n)...? ¿A qué hora abre...? ¿A qué hora cierra...? ¿A qué hora sale / llega el <u>autobús</u> ?	<i>At what time...?</i> <i>When...?</i> <i>What time do(es) ... start?</i> <i>What time do(es) ... end?</i> <i>What time do(es) ... open?</i> <i>What time do(es) ... close?</i> <i>What time does the <u>bus</u> leave/arrive?</i>
? Duración	¿Cuánto tiempo dura(n)...?	How long do(es) ... last?
? Cuándo	¿Cuándo...?	When?
? Horario	¿Cuándo...? ¿A qué hora ...? <i>Eg. ¿A qué hora empiezan <u>las clases</u>?</i>	When? At what time...? <i>Eg. What time do <u>lessons</u> start?</i>
? Fecha	¿Cuándo...? ¿Qué día ...?	When...? What / which day ...?
? Cuánto tiempo	¿Cuánto tiempo dura ...(<u>el viaje</u>)?	How long do(es) ... (<u>the journey</u>) last?
? Frecuencia	¿Con qué frecuencia?	How often...?
Asking where something is:		
? Dónde	¿Dónde está(n)...?	Where is ...?
? Direcciones	¿Por dónde se va al / a la..?	How do you get to...?

TOP TIP: For foundation tier, you will need to ask your teacher/examiner **one** question. For higher tier, you will be required to ask **two**. These are easy marks if you know familiar question words.

Asking someone about future plans / past actions:		
Prompt on RP card	Way to start answer	English
? Planes Examples: ? Fin de semana - planes	¿Qué planes tienes para ...? ¿Qué vas a hacer...(mañana)? <i>¿Qué planes tienes para este fin de semana?</i>	What plans do you have for ...? What are you going to do... (tomorrow)? <i>What plans do you have for this weekend?</i>
? Actividad - pasado/a	¿Qué hiciste...?	What did you do...?
General enquiries:		
? Uniforme / descuento / salario / servicios / problema	¿Hay ...? <i>Eg. Hay uniforme?</i>	Is there / are there ...? <i>Is there a uniform?</i>
? precio	¿Cuánto cuesta(n)...?	How much do(es) ... cost?
? Importancia	¿Qué es la importancia de...?	What is the importance of...?
? Descripción	¿Cómo es /son ...?	What is /are ... like?
? Actividad	¿Qué haces ...?	What do you do...?
Asking someone for their opinion:		
? Opinión Eg. ? Uniforme escolar - opinión	¿Qué opinas de...? ¿Qué piensas de...? ¿Te gusta(n) ...? ¿Qué tal ... (el viaje)? <i>Eg. ¿Qué opinas del <u>uniforme escolar</u>?</i>	What do you think about? What do you think about? Do you like...? How is / was (the journey)?
? Razón	¿Por qué? ¿Para qué? <i>Eg. ¿Para qué usas tu móvil?</i>	Why? What for? <i>Eg. What do you use your mobile phone for?</i>
? Favorito/a ? Preferido/a Eg. Música - favorita	¿Cuál es tu ... favorito/a? ¿Cuál es tu ... preferido/a? ¿Qué <u>música</u> prefieres?	What is your favourite...? What is your favourite...? What <u>music</u> do you prefer?
? Recomendación	¿Qué (...) recomendarías?	What (...) would you recommend?



Chatty mat: GCSE Photo cards



To start off:

En la imagen...	In the image
En la foto ...	In the photo
Hay...	There is/ are
Veo...	I see
Se puede ver...	You can see
La foto muestra...	The photo shows...

Be specific!

En primer plano...	In the foreground
Al fondo..	In the background
A la izquierda..	to the left
A la derecha..	to the right
Cerca de..	close to
Delante de..	In front of

Weather

Hace sol	it's sunny
Hace buen tiempo	it's nice weather
Hace mal tiempo	It's bad weather
Está lloviendo	it's raining
Está nublado	it's cloudy

What's there?

Un hombre/una mujer	a man/woman
Unas personas	some people
Mucha gente	lots of people
Unos edificios	some buildings
Unos árboles	some trees
Una escena de...	a scene of

Describing people

Parece(n)...	he/she/they seem(s)
Contento/a(s)	happy
Triste(s)	sad
Cansado/a(s)	tired
Enfadado/a(s)	angry

What are they doing?

Está(n) hablando	They are talking
Está(n) discutiendo	They are arguing
Está(n) sonriendo	They are smiling
Está(n) riendo	They are laughing
Está(n) trabajando	They are working
Está(n) jugando	They are playing

Opinion phrases

Creo que...
I think that

Pienso que...
I think that...

Imagino que...
I imagine that...

Supongo que...
I presume that...

Diría que...
I would say that

Me parece que
It seems to me
that..

Me recuerda a...
It reminds me of...

Do you like it?

(No) Me gusta la foto → porque/ya que/dado que → es (it is...) → e.g. bonita (pretty)
I (don't)like the photo → because → está llena de... (it is full of) → e.g. color (colour)

Working memory- describing a photo

<u>En la foto hay</u> <i>In the photo there is/ are</i>	<u>Unas personas</u> <i>Some people</i>	<u>Cansado/a(s)</u> <i>tired</i>	<u>Están trabajando</u> <i>They are working</i>	<u>Creo que</u> <i>I believe that</i>	<u>A la izquierda hay</u> <i>On the left there is/are</i>
<u>se puede ver</u> <i>You can see</i>	<u>Unos arboles</u> <i>Some trees</i>	<u>Enfadado/a(s)</u> <i>angry</i>	<u>Están jugando</u> <i>They are playing</i>	<u>Pienso que</u> <i>I think that</i>	<u>A la derecha hay</u> <i>On the right there is/are</i>
<u>Ve o</u> <i>I see</i>	<u>Unos edificios</u> <i>Some buildings</i>	<u>Está hablando</u> <i>He/she is talking</i>	<u>Hace sol</u> <i>It is sunny</i>	<u>En mi opinión</u> <i>In my opinion</i>	<u>Cerca de</u> <i>Close to</i>
<u>Un hombre</u> <i>A man</i>	<u>Parece(n)</u> <i>He/she/they seem</i>	<u>Está sonriendo</u> <i>He/she is smiling</i>	<u>Hace buen tiempo</u> <i>The weather is nice</i>	<u>Diría que</u> <i>I would say that</i>	<u>Me gusta la foto porque es</u> <i>I like the photo because it is</i>
<u>Una mujer</u> <i>A woman</i>	<u>Contento/a (s)</u> <i>happy</i>	<u>Está discutiendo</u> <i>He/she is arguing</i>	<u>Hace mal tiempo</u> <i>The weather is bad</i>	<u>En primer plano hay</u> <i>In the foreground there is/are</i>	<u>No me gusta la foto porque es</u> <i>I don't like the photo because it is</i>
<u>Mucha gente</u> <i>Lots of people</i>	<u>Triste(s)</u> <i>sad</i>	<u>Están riendo</u> <i>They are laughing</i>	<u>Está lloviendo</u> <i>It is raining</i>	<u>Al fondo hay</u> <i>In the background there is/are</i>	<u>Me parece que</u> <i>It seems to me that</i>