

GCSE Art Learning Journey

Final design,
final piece

Exam after
Christmas

Combine ideas
and artist
research to create
a final outcome

Research artists
that use portraits
and identity as
inspiration for
their work

Melting,
fading,
disappearing

Morphing, stretching, twisting, smudging

Produce realistic
images of
portraits in a
range of materials

Develop and
explore a
variety of
ideas based
on portraiture

Research artists
that use the idea
of movement as
inspiration for
their work

Layer,
sequence,
scale, fade

Combine ideas
and artist research
to create a final
outcome

Produce realistic
images based on
movement in a
range of materials

Develop and
explore a variety
of ideas based on
movement

Fragment
and pattern

Movement
project

Final design,
final piece

Combine ideas
and artist research
to create a final
outcome

Pencil
drawing

Natural
forms
project

YEAR
10

Produce realistic
images of natural
forms in a range
of materials

Biro
drawing

Acrylic painting

Produce
realistic images
of natural forms
in a range of
materials


Golden
ratio

Rule of
thirds
design

Artist
copies and
research





Sculpture
designs

Pattern
page

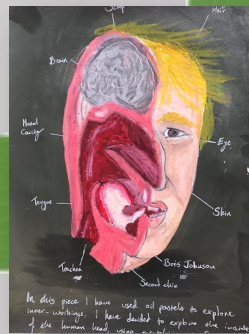


Cut through
page

Oil pastel
drawing



Blur and
smudge



Life, death,
memory,
dream



Artists' copy,
artists' writing

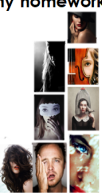


YEAR
11

Summer Holiday Photography homework¹

Take and print at least 14 A6 portrait photos. They can be of yourself, a friend or family (no babies or younger children). You must have at least one photo for each of the following themes:

- Disguise
- Distort
- Close Up
- Surreal
- Hidden
- Shadow
- Scale
- Mid Air Action
- Mysterious
- Surprised
- Contrast
- Profile
- 1/2 Profile



Final design,
final piece